
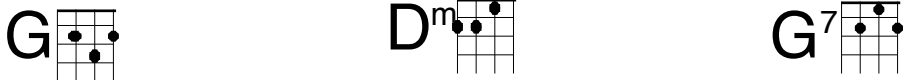


Stand by your Man




T A B | 0 0 2 | 1 0 2 0 | 2 4 |

Some times it's hard to be a woman
 But if you love him you'll for - give him




T A B | | 2 2 2 0 1 | 2 0 2 0 |

Givin' all your love to just one man
 even tho' he's hard to under-stand




T A B | | | 3 3 |

You'll have
 And if you



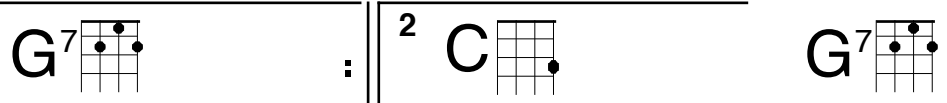
T A B | 2 0 | 3 3 | 1 0 |

bad love times. He'll have good times
 love him him be proud of him



T A B | 1 2 2 2 0 | 2 0 4 0 2 | |

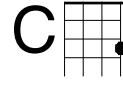
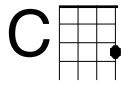
doing things that you don't under-stand



T A B | | 0 0 2 1 | 2 0 4 0 |

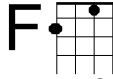
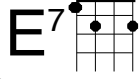
' cause af- ter all he's just a man

Stand by your Man...contd



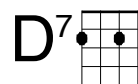
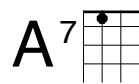
TAB notation for the first line of music, showing fret numbers 3, 5, and 7 on the top string.

Stand by your



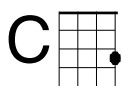
TAB notation for the second line of music, showing fret numbers 2, 0, 2, 3, 5, 3, 2, 0.

man give him two arms to cling to



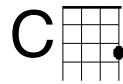
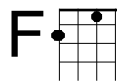
TAB notation for the third line of music, showing fret numbers 3, 3, 3, 0, 0, 1, 0, 2, 2, 0.

and some thing warm to come to when nights are



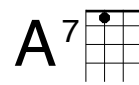
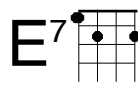
TAB notation for the fourth line of music, showing fret numbers 4, 4, 0, 2, 3, 5, 7, 2.

cold and lonely Stand by your man



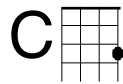
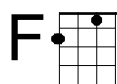
TAB notation for the fifth line of music, showing fret numbers 0, 2, 3, 5, 3, 2, 0, 3, 3, 3.

and tell the world you love him. Keep givin'



TAB notation for the sixth line of music, showing fret numbers 2, 2, 3, 5, 7.

all the love you can



(1st time only)



TAB notation for the seventh line of music, showing fret numbers 3, 5, 7, 7, 5, 3.

Stand by your man