







# Sophie - Goodshirt www.muffin.net.nz

||: G  B<sup>7</sup>  | C  | G  B<sup>7</sup>  | C  |

Just 'cos I know where she lives, I won't stick around like ad-hesive  
Aglow from her aura From far I'll adore her

G  B<sup>7</sup>  | C  | A  | A  |

Instead I'll skin my knees and wait between. She'll  
Think I'll leave this coin in my pocket








G  B<sup>7</sup>  | C  | G  B<sup>7</sup>  | C  |

tug on my im-agin- ation. I wait for an in-di- cation







G  B<sup>7</sup>  | C  | A  | C  <sup>\*[rundown]</sup>

System- atic smiles with it. She's just so

## Chorus








G  B<sup>7</sup>  | C  G  | B<sup>7</sup>  C  | A  |

so sweet so fine so polite too So- phie I'd like to be for you. But the









G  B<sup>7</sup>  | C  G  | A  | C  |

But the only, only way I know takes so long, so long








## 1 <sup>\*\*[Bass instrumental]</sup>

G  B<sup>7</sup>  | C  | G  B<sup>7</sup>  | C  A  :||







## 2 <sup>\*\*[Instrumental]</sup>

D  D  D  D  D  D  D  D 

She's just so




G  B<sup>7</sup>  | C  G  | B<sup>7</sup>  C  | A  |

so sweet so fine so polite too So- phie I'd like to be for you. But the

G  B<sup>7</sup>  | C  G  | A  | C  |

But the only, only way I know takes so long, so long

## [end rundown]

A  | B<sup>b</sup>  | G  ||

so long

# Sophie... fillers and solo

*\*rundown*

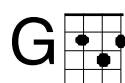
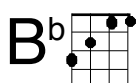


TAB notation for A major rundown:

```

T  |-----|
A  | 0-----0-----|
B  | 5-----4-----2-----|
    / / / /
    
```

*end rundown*

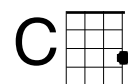
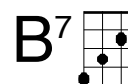
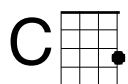
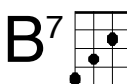


TAB notation for Bb and G end rundown:

```

T  |-----|
A  |-----|
B  | 3-----3-----2-----0-----0-----|
    / / / / / / / /
    
```

*\*\*instrumental*

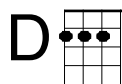
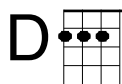
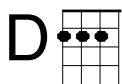


TAB notation for instrumental sequence:

```

T  | 2 0 | 3 2 0 | 0 3 3 | 2 0 | 3 3 2 0 |
A  |-----|-----|-----|-----|-----|
B  |-----|-----|-----|-----|-----|
    / / / / / / / / / / / / / /
    
```

*\*\*bass instrumental*



TAB notation for bass instrumental (top part):

```

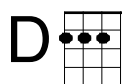
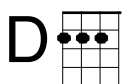
T  | 0 | 0 | 5 | 5 |
A  |-----|-----|-----|-----|
B  |-----|-----|-----|-----|
    / / / / / / / /
    
```

*(bass part written for uke)*

TAB notation for bass instrumental (bottom part):

```

T  |-----|-----|-----|-----|
A  | 232 232 | 232 | 232 232 | 232 3 5 3 2 |
B  | 2 | 2 0 2 | 2 | 2 |
    / / / / / / / / / / / / / /
    
```



TAB notation for bass instrumental (top part):

```

T  | 9 | 9 | 12 |
A  |-----|-----|-----|
B  |-----|-----|-----|
    / / / / / / / /
    
```

TAB notation for bass instrumental (bottom part):

```

T  |-----|-----|-----|-----|
A  | 232 232 | 232 3 5 3 5 | 2 0 2 3 2 3 | 5 3 7 5 |
B  | 2 | 2 |
    / / / / / / / / / / / / / /
    
```