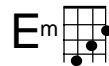


# Maxwell's Silver Hammer

By da Beatles



TAB notation for the first system:

```

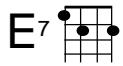
T 2 2 2 0 | 2 0 2 0 2 3 0 | 2 3 3 3 3 |
A |
B | 2 |
    
```



TAB notation for the second system:

```

T 2 3 3 0 | 2 4 2 0 | 3 2 0 2 | 0 |
A |
B |
    
```

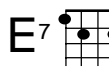


TAB notation for the third system:

```

T 0 0 4 2 | 5 4 2 0 | 0 0 2 3 4 |
A |
B |
    
```

chorus



TAB notation for the chorus start:

```

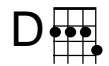
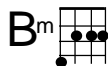
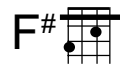
T 5 4 2 0 | 2 0 2 0 2 | 0 0 4 2 5 | [ 9 9 7 5 / 10 10 9 7 ]
A |
B | 2 2 | 2 2 | 2 |
    
```



TAB notation for the chorus middle:

```

T 3 0 7 5 | 4 2 0 | 3 2 0 2 0 | 2 |
A |
B |
    
```



TAB notation for the chorus end:

```

T 2 2 | 2 5 | 2 3 2 | 2 3 0 2 2 |
A |
B |
    
```

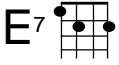
# Maxwell's Silver Hammer...p 2

2, 3



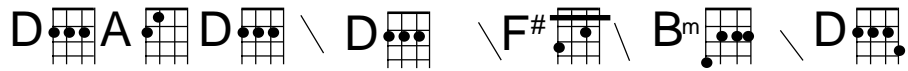
TAB notation for the first system:

T	0	0 2	0	2 0	5	2 0
A					2	2
B	2				5	3 2



TAB notation for the second system:

T	4	2 7	4 2	0 2	4	2 0
A			5 4			
B	4			1 2	4	2 1



TAB notation for the third system:

T	0	0 0	2 2	2	2	2 5
A						
B	2		2 2			



TAB notation for the fourth system:

T	2		2 3 0 2			
A						
B		2		2		

Empty TAB notation for the fifth system:

T						
A						
B						

Empty TAB notation for the sixth system:

T						
A						
B						