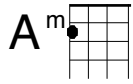


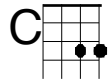
Requerdo del Alhambra

The skeleton of a solo version, minus the tremelo melody. Devise own arpeggio styles using the chords to fill in the gaps. A simple interpretation. Best on uke with bass G string



TAB notation for Am:

T	0			0			0			1
A	0		2	0		2	0			
B	2			2			2			



TAB notation for C:

T	3		1	0		1	3			
A	0			0			0			
B	0			0			0			



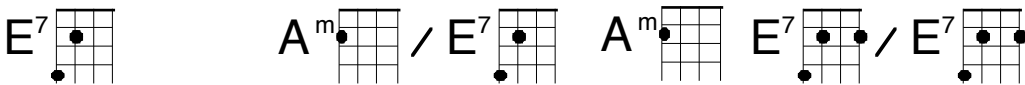
TAB notation for F and E:

T	3		2	0		2	0			
A	1			1			1	4		
B	2			2			2	4		



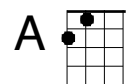
TAB notation for Ab9, A7b9, Dmsus, Dm, and Dm:

T	1		0			0	3		1	
A	0			3			1	2	2	
B	1			1			2	2	2	



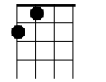
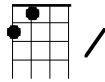
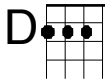
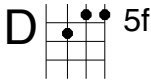
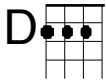
TAB notation for E7, Am, E7, Am, E7, and E7:

T	0						2			
A	2		2	0		2	0			
B	4			2		4	2	4		



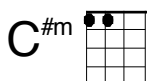
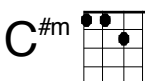
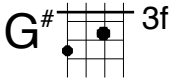
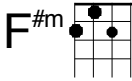
TAB notation for A:

T	0			0						
A	1		2	1		2	1			
B	2			2			2			



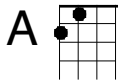
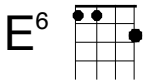
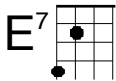
TAB

2	5	2	PO
2	5	2	4 2 0
2	6	2	1
2		2	2



TAB

0	4	2	0
1	3	1	1
2	4	1	1



TAB

	(4)	(2)	(0)
2	0		1
4	1	4	2